


VUEPOINT™

FLAT-PANEL TV WALL MOUNTS AND AV ACCESSORIES



VUEPOINT™ FLAT-PANEL TV WALL MOUNTS AND AV ACCESSORIES

VuePoint™ is a comprehensive family of exceptional TV mounting solutions and AV accessories designed for your home. This line is a complete cross-section of accessory products. And while VuePoint™ products maintain the quality that you expect, they have been custom-designed to maximize value.



« **SmoothLock™** Tilt and Swivel system uses revolutionary tapered bearings to provide stronger, smoother pivot points without sagging or readjustment. Tilt your TV or monitor and it stays put.



« **Virtual Axis™**, a patent-pending technology, allows smooth, effortless tilting motion. And because it balances the TV's weight on itself, you can move it with the gentle touch of a finger.



« **Adjustment Knob** enables your TV to tilt and swivel easily while maintaining tension for the perfect viewing angle.





« **Cable Management** routes wires and cables to keep them concealed and organized.



« **UL Listing**, a nationally recognized safety standard, has been given to all VuePoint™ mounts after rigorous weight capacity and angle hanging testing by Underwriters Laboratories Inc.®



« **Warranty** – VuePoint™ warrants its products to be free from defects in material and workmanship for three (3) years from the date of original purchase.




Variety: A complete line of wall mounts to fit any flat panel, from small 13" computer monitors to giant 50" cinema screens.

Safety: All VuePoint™ products go through extensive testing to ensure safety. Heavy-gauge steel and extruded aluminum construction securely holds flat-panel televisions weighing as much as 130 lbs.!


Easy installation: Can be completed in just minutes; all mounting and assembly hardware is included with every product.

1. Attach plate to wall
2. Attach brackets to TV
3. Hang on wall plate



SMALL MOUNTS






« Virtual Axis™ system provides smooth fingertip tilt motion, even when supporting heavy loads




« Small VuePoint™ mounts meet VESA standards (75 mm and 100 mm) and easily mount to most TVs and computer monitors

<p>MODEL FPM30s</p> 	<p>« Full-motion; tilts $\pm 15^\circ$, swivels 180° and extends 3" to 9.25" from wall</p> <p>« Fits 13" to 30" TVs up to 30 lbs.</p> <p>« SmoothLock™ technology provides smooth tilt and swivel motions</p> <p>« Durable powder-coated black finish</p> 
--	--


<p>MODEL FPM10b</p> 	<p>« Tilts $\pm 15^\circ$ for better viewing in kitchen, living room, bathroom or office</p> <p>« Fits 13" to 30" LCD flat-panel TVs monitors up to 50 lbs.</p> <p>« Easy to install; mounting hardware included</p> <p>« Durable powder-coated black finish</p> 
--	---

<p>MODEL FPM5b</p> 	<p>« Low-profile; mounts TV 0.5" from wall</p> <p>« Fits 13" to 30" LCD flat-panel TVs and monitors up to 40 lbs.</p> <p>« Easy to install; mounting hardware included</p> 
---	--



MEDIUM MOUNTS







« Mounting brackets have multiple VESA patterns to fit virtually every flat-panel TV from 15" to 40"





« Full-motion and tilting mounts feature the Virtual Axis™ mechanism for balanced tilting with the touch of a fingertip

<p>MODEL FPM90s-01</p> 	<p>« Full-motion; tilts $+5^\circ$ to -15°, swivels 180° and extends 2.5" to 9.5" from wall</p> <p>« Heavy-gauge steel construction supports 15" to 40" TVs up to 80 lbs.</p> <p>« Includes clips to secure loose wires for a clean, sleek look</p> <p>« Adapter plate fits TVs with VESA 100, VESA 200, or VESA 200 x 200 mounting pattern</p> 
---	--


<p>MODEL FPM55b-01</p> 	<p>« Tilts $\pm 20^\circ$ for better viewing from couch, bed or even floor</p> <p>« Heavy-gauge steel construction supports 15" to 40" TVs up to 80 lbs.</p> <p>« Universal mounting brackets fit most medium LCD TVs</p> <p>« Locking clips snap shut to hold TV securely in place</p> 
---	--

<p>MODEL FPM60b-01</p> 	<p>« Low-profile flat-panel TV mount fits 15" to 40" TVs up to 80 lbs.</p> <p>« Fits any TV mounting hole pattern up to 8.25" w x 8" h, including VESA 50, 75, 100 and 200</p> <p>« Locking bar holds TV securely in place</p> 
---	--

<p>MODEL FPM115b</p> 	<p>« Full-motion; tilts $\pm 15^\circ$, swivels 180° and extends 3.5" to 15.5" from wall</p> <p>« Fits most medium flat-panel LCD and plasma TVs between 23" and 40"</p> <p>« Solid heavy-gauge steel construction supports up to 60 lbs.</p> <p>« Easy to install; hardware, stud finder and level included to simplify installation</p> 
---	--

VUEPOINT™ FLAT-PANEL TV WALL MOUNTS AND AV ACCESSORIES

LARGE MOUNTS




« Both models offer lateral shift to allow perfect TV placement even with off-center studs



« Universal mounting brackets fit virtually any LCD and plasma TV from 30" to 50"

MODEL
FPM50b



« Tilts $\pm 12^\circ$ and mounts 2.5" from wall
« Fits most large flat-panel LCD and plasma TVs between 30" and 50"
« Solid heavy-gauge steel construction supports up to 130 lbs.
« Virtual Axis™ fingertip tilting system




MODEL
FPM255b-01



« Low-profile; mounts TV 1.25" from wall
« Fits most large flat-panel LCD and plasma TVs between 30" and 50"
« Solid heavy-gauge steel construction supports up to 130 lbs.
« Easy to install; hardware, stud finder and level included to simplify installation



MODEL
FPM70b



« Full-motion; tilts -15° and $+5^\circ$, swivels 30° and extends 2.5" to 9.5" from wall
« Fits most large flat-panel LCD and plasma TVs between 30" and 50"
« Solid heavy-gauge steel construction supports up to 130 lbs.
« Perfect for viewing everywhere in the room



CRT TV MOUNTS AND ACCESSORIES



« Adjustable platter expands to perfectly fit virtually any traditional TV for a custom look



« Optional TBR adjustable component bracket permits the easy mounting of a DVD player, VCR, cable box or satellite receiver below TV


MODEL TVMb and TVMs



« Fits most standard TVs from 13" to 27"
« Heavy-gauge steel construction supports up to 100 lbs.
« Durable powder-coated finish



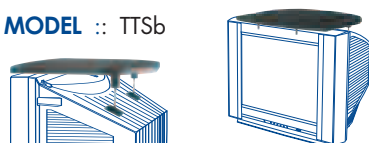
MODEL TBRb and TBRs



« Multiple adjustment points to provide a perfect fit for most AV components
« Heavy-gauge steel construction supports up to 15 lbs.
« Durable powder-coated finish



MODEL :: TTSb



« Innovative design creates space for VCR, DVD player, game console, etc.
« Adjustable design attaches securely to most traditional TVs
« Steel safety posts prevent TV Top Shelf from sliding off back of TV

LCD AND CRT TV TURNTABLE



« Perfect for use with both standard and flat-panel LCD TVs



« Quality MDF construction supports up to 150 lbs.

MODEL
LCD/TVb



« Premium steel ball bearings provide smooth swivel for even the heaviest TVs
« Custom powder-coated finish provides durable beauty